

New! From RCL Benziger

Stories of God's Love Kindergarten

**Order Your Review
Pack Today!**



**Call
1.877.275.4725
or visit
www.RCLBenziger.com**

Sampler

Stories of God's Love

Kindergarten

Sow the Seeds for a Lifetime of Faith!





Stories of God's Love Kindergarten is a Scripture-based curriculum that follows the Guidelines for Kindergarten Materials developed by the USCCB Subcommittee on the Catechism. This engaging new program serves children, parents, teachers, and catechists.

- Related Scripture and real-life stories
- Thirty lesson leaflets in a colorful folder
- Seasonal lesson leaflets
- Separate Catechist and Teacher Guides
- All NEW! Original music and prayer
- Program Director's Manual
- Ongoing online support

**Order Your
Review Pack Today!**

**Call
1.877.275.4725
or visit
www.RCLBenziger.com**



17

Zacchaeus Listens to Jesus

Scripture
and real-life
stories tell
of God's love

Stories
of God's
Love
Kindergarten

4 Page Child's Leaflet

Zacchaeus Listened to Jesus

Jesus taught Zacchaeus to be fair and kind.
Friends of Jesus are fair and kind.



**Age-appropriate
activities and reflections
foster Catholic identity**

Tell what the children are doing in each picture.

Draw a picture of the children playing together.

We live as Jesus taught us to live.



Hearts remind us to be fair and kind.

Find the hearts in the picture.

For My Family

Sharing the Story

Zacchaeus Listens to Jesus

One day Jesus and his friends came to a town named Jericho. Jesus had been traveling from town to town with his friends, teaching the people that God loves them very much.

As Jesus and his friends were walking through Jericho, a crowd of people followed them. A man named Zacchaeus lived there. He was a tax collector and was very wealthy.

Zacchaeus joined with the crowd, hoping to see Jesus. But Zacchaeus was too short and couldn't see over the crowd. So he ran ahead and climbed up a sycamore tree.

When Jesus and his friends came to the tree, Jesus saw Zacchaeus up in the tree and said, "Zacchaeus, hurry and come down from the tree. I want to stay at your house today."

Zacchaeus was surprised and so happy that Jesus wanted to come to his house, and he quickly climbed down from the tree.

But not everyone in the crowd was happy that Jesus wanted to go to Zacchaeus' house. Many people did not like Zacchaeus the tax collector because he sometimes cheated people. So they became very upset with Jesus.

Zacchaeus turning to Jesus said, "I will give the people four times the money that I took from them." Zacchaeus added, "I will also give half of all my money to the poor." From that day on Zacchaeus became a follower of Jesus.

BASED ON LUKE 19:1-8

Nurturing Our Children

Help your child learn that making mistakes is an important part of learning. Avoid over-reacting, yelling, and ridiculing and embarrassing your child if they make a mistake.

Little will be gained from such strategies. Your child also needs to learn that there is a difference between making a mistake and intentionally doing something that they know is wrong—against family rules or contrary to the way God wants us to live.

When your child is unkind to someone, guide them to accept responsibility for their unkind action and to say, "I am sorry."

Living Our Faith Together

Here are three activities to do with your child:

- Ask your child to share the leaflet activities with you. Then talk with your child about fair play, sharing, and thinking about others.
- Invite your child to draw a picture of himself or herself being kind. Maybe your child could do this at the kitchen table while dinner is being prepared.
- Visit www.RCLBenziger.com this week.

Scripture Background

Zacchaeus was a tax collector, a profession of an unjust person in whom other people did not trust. Why was that? Tax collectors were hated by the Jews and Romans. They were considered worse than people who stole. They would overcharge.

Solid information, activities, and prayer support parents and families



Praying as a Family

Incorporate the following prayer into your family mealtime prayer. Begin with the Sign of the Cross.

Jesus, you are always welcome in our home.
Help us listen to you as Zacchaeus did.
Help us to be kind and fair to everyone whom we meet.
Amen.

Scope and Sequence

INTRODUCTORY CHAPTER

INTRODUCTORY CHAPTER FOCUS

We listen to stories from the Bible. Stories in the Bible tell us about God's love.

Welcome Chapter

Major Concept: The Bible is a special holy book from God. God tells us about himself in the Bible. God tells us how much he loves us.

Key Word: Bible
Story: "Stories from the Special Big Book"

UNIT ONE

God Knows Me and Loves Me

God is the Creator. All God creates is good.

Chapter 1: God Created the World

Major Concept: God is the Creator. He created the world and everything in it. All God created is good.

Key Word: creation
Bible Story: "God Created All Things Good" Based on Genesis 1:1–31

Chapter 2: We Care for Creation

Major Concept: God said, "Let people take care of all the creatures I made" (based on Genesis 1:26).

Key Word: care (for creation)
Story: "Music in the Park"

Chapter 3: God's Promise to Noah

Major Concept: God made a special promise to Noah and through him to all humankind. God promised to care for all people and animals. The rainbow is a sign that God loves and cares for us.

Key Word: promise
Bible Story: "God's Promise" Based on Genesis 6–9

Chapter 4: We Share God's Love

Major Concept: God shares his love with us. We show our love for God when we show our love for other people.

Key Word: share
Story: "A Sandwich and a Note"

UNIT TWO

God Knows and Loves Us

UNIT TWO FOCUS

Jesus tells us that each person is special to God. God loves and cares for us.

Chapter 5: Jesus Welcomes the Children

Major Concept: Jesus taught that everyone is to live as a child of God. Things we do and say are to show that we are children of God and followers of Jesus.

Key Word: Jesus
Bible Story: "Jesus Blesses the Children" Based on Matthew 19:13–15, Mark 10:13–16 and Luke 18:15–17

Chapter 6: We Are Children of God

Major Concept: God loves us. We are children of God. gifts

Key Word: "Chen's Gift"

Chapter 7: Jesus Is the Good Shepherd

Major Concept: Jesus is the Good Shepherd. He loves and cares for us.

Key Word: trust
Bible Story: "Jesus Is the Good Shepherd" Based on John 10:14–15 and Luke 15:3–7

Chapter 8: We Care for Others

Major Concept: God loves us and cares for us. We share God's love when we care for other people.

Key Word: care (for other people)
Story: "Not Enough Toys"

UNIT THREE

Jesus Is God's Own Son

UNIT THREE FOCUS

God the Father sent us Jesus. Jesus is the Son of God. Mary and Joseph loved and cared for Jesus. Our families love and care for us.

Chapter 9: Jesus Lived in a Family

Major Concept: God chose Mary to be the Mother of Jesus. Joseph cared for Mary and Jesus. Jesus, Mary and Joseph are called the Holy Family.

Key Word: family
Bible Story: "The Birth of Jesus" Based on Luke 1:26–35, 2:1–7, 15–17

Chapter 10: My Family Is a Sign of God's Love

Major Concept: My family is a gift from God. My family loves me and takes care of me. My family helps me to show my love for God.

Key Word: belong
Story: "Family Fun on Friday"

Chapter 11: Jesus Teaches Us to Pray

Major Concept: Jesus prayed to God the Father. Jesus taught us to pray to God the Father. We tell God the Father that we love him.

Key Word: pray
Bible Story: "Jesus Teaches Us the Our Father" Based on Luke 11:1–4

Chapter 12: We Pray Every Day

Major Concept: We pray every day. The Holy Spirit helps us to pray. We thank God for his blessings when we pray.

Key Word: Holy Trinity
Story: "Teaching Lucy the Words"

UNIT FOUR

God Gave Us Our Church Family

UNIT FOUR FOCUS

We are members of our Church family. We celebrate God's love with our Church family.

Chapter 13: Jesus Has Many Friends

Major Concept: Many people became friends of Jesus. The friends of Jesus are called the Church.

Key Word: Church
Bible Story: "New Friends of Jesus" Based on Acts of the Apostles 2:14–47

Chapter 14: We Belong to the Catholic Church

Major Concept: The Church is made up of friends of Jesus. Baptism makes us members of the Church.

Key Word: Baptism
Story: "A Special Family Sunday"

Chapter 15: Jesus Feeds Many People

Major Concept: Jesus shows the people God's love. Jesus feeds the crowd with five loaves of bread and two fish.

Key Word: thank
Bible Story: "Bread and Fish for Everyone" Based on Luke 9:10–17 and John 6:1–13

Chapter 16: We Thank God at Mass

Major Concept: The Church family gathers to celebrate Mass. We come together to thank God for his love for us.

Key Word: Mass
Story: "We Thank God at Mass"

UNIT FIVE

We Live as Friends of Jesus

UNIT FIVE FOCUS

We live as Jesus taught us to live. We are kind, fair and helpful.

Chapter 17: Zacchaeus Listens to Jesus

Major Concept: Zacchaeus listened to Jesus. Jesus teaches us to be kind and fair.

Key Word: listen
Bible Story: "Zacchaeus Listens to Jesus" Based on Luke 19:1–8

Chapter 18: We Listen to Jesus

Major Concept: Jesus taught us about God's love for us. We show our love to other people.

Key Word: kind
Story: "Waiting for Lucy"

Chapter 19: The Good Neighbor

Major Concept: Jesus told stories to teach people. Jesus taught us to love one another.

Key Word: neighbor
Bible Story: "The Good Neighbor" Luke 10:29–37

Chapter 20: The Holy Spirit is Our Helper

Major Concept: The Holy Spirit is always with us. The Holy Spirit helps us live as children of God.

Key Word: Holy Spirit
Story: "Jada Shows Emma the Way"

UNIT SIX

Celebrating Holy Days and Holidays

Chapter 21: Mary's Birthday

Major Concept: God chose Mary to be the Mother of Jesus. We celebrate and honor Mary and her parents on her birthday.

Key Word: Mary
Story: "God Chose Mary"

Chapter 22: All Saints Day

Major Concept: Saints show us ways to live as followers of Jesus.

Key Word: saint
Story: "A Party for Jesus' Friends"

Chapter 23: Thanksgiving

Major Concept: We thank God for all our blessings.

Key Word: blessings
Story: "How Many Chairs?"

Chapter 24: Advent

Major Concept: Advent is a time of waiting and preparation for the celebration of Jesus' birth.

Key Word: Advent
Bible Story: "An Angel Brings Wonderful News to Mary" Based on Luke 1:26–40, 46

Chapter 25: Christmas

Major Concept: The Magi honored Jesus, the Son of God and the Son of Mary.

Key Word: Magi
Bible Story: "The Magi Honor Baby Jesus" Based on Matthew 2:1–2, 9–11

Chapter 26: The Holy Family

Major Concept: Jesus, Mary and Joseph were a family; we call them the Holy Family.

Key Word: Holy Family
Bible Story: "The Boy Jesus in the Temple" Based on Luke 2:41–52

Chapter 27: Valentine's Day

Major Concept: Jesus teaches us the Great Commandment. The Great Commandment teaches us how to love.

Key Word: Great Commandment
Bible Story: "The Greatest Commandment" Based on Matthew 22:34–40

Chapter 28: Lent

Major Concept: Jesus invites us to grow in love during Lent. We grow in love when we share, help and pray.

Key Word: Lent
Bible Story: "The Farmer and the Seed" Based on Mark 4:2–8

Chapter 29: Easter

Major Concept: Easter is a time of new life. The signs of new life remind us that Jesus is always with us.

Key Word: Alleluia
Bible Story: "Alleluia! Jesus Is Alive!" Based on Matthew 28:1, 5–8; Mark 16:2, 7; Luke 24:4–6, 9–12; and John 20:1–10

Chapter 30: Mary Our Mother

Major Concept: Mary is the Mother of Jesus and our mother too. Mary loves us. We honor and show our love to Mary.

Key Word: honor
Story: "Handprints and Flowers"

Children learn of God's love!
Welcome Chapter
20 Story Lessons
10 Seasonal Lessons

17 Zacchaeus Listens to Jesus

Background for the Catechist

The Response of Zacchaeus

The story of Zacchaeus is a favorite among children. Young children easily identify with him. Zacchaeus was short and was unable to see Jesus because the people in the crowd were taller than Zacchaeus and blocked his view.

The message of the story is found in the details: God reaches out to everyone without exception. In this Gospel episode, Jesus reaches out to Zacchaeus, the tax collector. Tax collectors in Jesus' time were not very well liked. They worked for the Romans and made their money by taxing people more than they owed. They were, in people's view, unjust in their assessment of taxes. In this story, Zacchaeus is a symbol of an unjust person in whom others did not really see too much good.

Jesus reached out to the goodness in Zacchaeus. Zacchaeus not only listened to Jesus but responded with generosity. He decided to change his ways. Zacchaeus did what his neighbors probably thought he would never do: Zacchaeus treated others with more than fairness. He treated them with exuberant generosity.

Like all the words and actions of Jesus, this Gospel episode calls us to respond to God's invitation to move beyond where we are. We are invited to a more faithful living of the Great Commandment by living the New Commandment Jesus gave his followers. We are to love others as he loves us.

For Reflection

In what ways am I similar to Zacchaeus? In what ways am I different from him? How generous is my response to those whom I hurt by my words or actions?

More Background

For further reading and reflection see *Catechism of the Catholic Church* § 459; *Compendium—Catechism of the Catholic Church* § 36; *United States Catholic Catechism of Adults* pages 307–313.

Comprehensive guides provide foundational background for teachers and catechists

About

Adults walk a fine line between protecting children from mistakes and allowing them to learn from them. Children need to be guided by adults they trust to come to know that both making mistakes and learning from those mistakes is part of living as a friend of Jesus. Children who are afraid to make mistakes in front of others often lack the risk-taking ability needed to become fluent readers and courageous followers of Christ. To learn, they need to feel that they are in a place where it is safe to make mistakes without being ridiculed and embarrassed, singled out and yelled at. Building a classroom community that is based on respect for all is essential for an effective and positive learning environment.

A Few Suggestions . . .

Help the children know and name the difference between making a mistake and intentionally doing or saying something that is wrong; for example, accidentally bumping into someone in the classroom and deliberately pushing someone to hurt them. This difference is not always as apparent to a child as it is to an adult. Guide the children to distinguish between the two behaviors by having a conversation with them when situations arise. When a child is unkind to someone, guide him or her to accept responsibility for their unkind action and to say, "I am sorry." If you make a mistake in front of the children, do not simply move on as if it did not happen. Talk about what you learned from the mistake. Remember learning from our mistakes is a lifelong experience.

Lesson Planner

Faith Focus

Zacchaeus listened to Jesus. Jesus teaches us to be kind and fair.

Bible Story

"Zacchaeus Listens to Jesus"
(based on Luke 19:1-8)

Materials Needed

In addition to the general supplies named on page 9 in this guide, you will need the following materials for teaching this lesson:

- a piece of stiff art paper, one for each child
- scraps, buttons, string, ribbon, cloth scraps, cotton balls and rice or beans
- a closed Bible with a bookmark placed at Luke 19:1-8

Enriching the Lesson

- RCL Benziger *Stories of God's Love* Kindergarten program Music CD and companion Songbook, Song 1 and Song 10
- Visit our kindergarten Web site at www.RCLBenziger.com this week.

Chapter Objectives


After this week's lesson the children should be able to:

- recall the Bible story, "Zacchaeus Listens to Jesus."
- discover the importance of listening to Jesus.
- explain that Jesus teaches us to be fair.
- identify ways of being be kind to other people.

Prayer

Jesus,
help me walk with you
and listen to you
as Zacchaeus did.
Teach me
to be kind and fair to the people
whom I meet today and every day,
especially the children
entrusted to my care,
Amen.

Find all you
need to plan
great lessons!



Zacchaeus Listens to Jesus

One day Jesus and his friends came to a town named Jericho. Jesus had been traveling from town to town with his friends, teaching the people that God loves them very much.

As Jesus and his friends were walking through Jericho, a crowd of people followed them. A man named Zacchaeus lived there. He was a tax collector and was very wealthy.

Zacchaeus joined with the crowd, hoping to see Jesus. But Zacchaeus was too short and couldn't see over the crowd. So he ran ahead and climbed up a sycamore tree.

When Jesus and his friends came to the tree, Jesus saw Zacchaeus up in the tree and said, "Zacchaeus, hurry and come down from the tree. I want to stay at your house today."

Zacchaeus was surprised and so happy that Jesus wanted to come to his house, and he quickly climbed down from the tree.

But not everyone in the crowd was happy that Jesus wanted to go to Zacchaeus' house. Many people did not like Zacchaeus the tax collector because he sometimes cheated people. So they became very upset with Jesus.

Zacchaeus turning to Jesus said, "I will give the people four times the money that I took from them." Zacchaeus added, "I will also give half of all my money to the poor." From that day on Zacchaeus

**Easy-to-use
one day lesson format is
perfect for parish
programs!**

Welcome

- This week in the Welcome Center provide construction paper scraps, buttons, string, ribbon, cloth scraps, cotton balls and rice or beans for the children to share; and a piece of stiff paper for each child.
- Invite the children to choose some of the materials and arrange them on their paper to create a picture. After they have had some time to arrange and rearrange the items, put out glue for every two children to share and have the children glue the materials to the paper.
- As the children work, walk among them and praise them for sharing. Point out specific examples that you see. Say, "Jesus teaches us to share. Followers of Jesus are fair and share with each other."
- Invite the children to tell the child next to them about their picture.
- Tell the children to take their pictures home and share them with a family member.

Gather

- Play the gathering song to signal that it is time to clean up and move to the Story Time Area. Invite the children to do the movements that go along with the song.
- Use the RCL Benziger *Stories of God's Love* Kindergarten program Music CD and companion Songbook, Song 10 to teach the children the song, "Zacchaeus." Keep in mind that you will have to sing it several times until all the children learn the words.

Teach

Introduce the story.

- Point to the teaching poster or the cover of the children's leaflet.
- Invite the children to tell you, one at a time, one thing they see in the picture. Make sure that all who wish to talk about the picture have the opportunity to do so.
- Invite the children to listen carefully to find out why Zacchaeus climbed a tree.

Tell the story.

- Invite a child to come up and open the Bible to the bookmarked story: Luke 19:1–8.
- Take the opened Bible, place the children's leaflet inside and read the Bible story "Zacchaeus Listens to Jesus" from the For My Family Page.

Recall the story.

- Help the children recall the details of the Bible story by inviting responses to these or similar questions:
 - What did Zacchaeus want to do? (*He wanted to see Jesus.*)
 - Why was he having difficulty? (*Zacchaeus was short and could not see over the crowd.*)
 - What did Jesus say to Zacchaeus? (*Jesus told Zacchaeus that he wanted to go to Zacchaeus' house.*)
 - Why were some people in the crowd unhappy when Jesus chose to go to Zacchaeus' house? (*They did not like Zacchaeus because he was a tax collector and he sometimes cheated people.*)
 - How do we know that Zacchaeus listened to Jesus? (*Zacchaeus said that he will give back four times the money that he took from people and that he will give half of all his money to the poor.*)



Apply

Work on the children's leaflet activities.

- Distribute the children's leaflets and ask the children to open it. Read the title and text at the top of the left page, "Zacchaeus Listened to Jesus. Jesus taught Zacchaeus to be fair and kind. Friends of Jesus are fair and kind."
- Point out the pictures in the circle. Ask the children to tell what is happening in the picture. Then ask the children to describe what is happening in each of the square pictures. Ask the children to point out the images that show the children being fair.
- Read the text on the right page, "We live as Jesus taught us to live."
- Ask the children to describe how the family in the picture is being kind to one another.
- Ask the children to talk about some of the ways they show that they are being kind to others.
- Congratulate the children on all the ways they show that they listen to Jesus and are kind to other people.

Zacchaeus Listened to Jesus
Jesus taught Zacchaeus to be fair and kind.
Friends of Jesus are fair and kind.

Tell what the children are doing in each picture.
Draw lines from the circle to the images that are fair.

We live as Jesus taught us to live.

Hearts remind
Find and circle

Imagine Jesus visiting their home.

- Have the children draw a picture of their home.
- Tell the children to imagine that Jesus visited their home. Help the children use their imaginations by asking the following questions:
 - Where would Jesus sit if he visited your home?
 - What would be Jesus' favorite room?
 - Where would Jesus sit at the dinner table?
 - Where would Jesus sleep if he stayed overnight?
- Have the children draw and cut out a small figure of Jesus. Invite them to move the figure from one room to another as they talk about Jesus visiting each room.
- After moving the figure from one room to another, have the children glue the figure of Jesus in their favorite room.
- Remind the children that Zacchaeus listened to Jesus. Jesus taught Zacchaeus to be fair and kind. Jesus teaches us to be fair and kind too.

Connect with the child's life.


- Remind the children that Jesus teaches us to be fair and share with each other. Ask the children to name ways they can be fair and share at home.
- Tell the children to take home their leaflet and share the Bible story "Zacchaeus Listens to Jesus" and activities with their family.



Pray

- Gather the children in the prayer center.
- Introduce the prayer by inviting the children to think of how much God loves them. Explain to them that they will repeat the words of the prayer after you.
- Invite the children to quiet themselves for prayer, using the breathing gestures. (*Pause.*) Lead the children in prayer. Begin with the Sign of the Cross.
Catechist: Jesus, you teach me to be kind.
Children: *Echo the words of the prayer.*
Catechist: Jesus, you teach me to care.
Children: *Echo the words of the prayer.*
Catechist: Jesus, you teach me to be fair.
Children: *Echo the words of the prayer.*
Catechist: Jesus, help me to listen to you as Zacchaeus did.
Children: *Echo the words of the prayer.*
Catechist: Together let us pray, "Amen."

**In each lesson,
children relate to God's love
through Scripture, story,
activities, and prayer**



Stories
of God's
Love
Kindergarten

Zacchaeus Listens to Jesus

One day Jesus and his friends came to a town named Jericho. Jesus had been traveling from town to town with his friends, teaching the people that God loves them very much.

As Jesus and his friends were walking through Jericho, a crowd of people followed them. A man named Zacchaeus lived there. He was a tax collector and was very wealthy.

Zacchaeus joined with the crowd, hoping to see Jesus. But Zacchaeus was too short and couldn't see over the crowd. So he ran ahead and climbed up a sycamore tree.

When Jesus and his friends came to the tree, Jesus saw Zacchaeus up in the tree and said, "Zacchaeus, hurry and come down from the tree. I want to stay at your house today."

Zacchaeus was surprised and so happy that Jesus wanted to come to his house, and he quickly climbed down from the tree.

But not everyone in the crowd was happy that Jesus wanted to go to Zacchaeus' house. Many people did not like Zacchaeus the tax collector because he sometimes cheated people. So they became very upset with Jesus.

Zacchaeus turning to Jesus said, "I will give the people four times the money that I took from them." Zacchaeus added, "I will also give half of all my money to the poor." From that day on Zacchaeus became a good man.

Easy-to-follow
four-session format for
Catholic schools

Day One

Lesson Objective

Recall the Bible story, "Zacchaeus Listens to Jesus."



Gather

- Play the gathering song to signal that it is time to clean up and move to the Story Time Area. Invite the children to do the movements that go along with the song.
- Use the RCL Benziger *Stories of God's Love* Kindergarten program Music CD and companion Songbook, Song 10 to teach the children the song, "Zacchaeus." Keep in mind that you will have to sing it several times until all the children learn the words.



Teach

Introduce the story.

- Point to the teaching poster or the cover of the children's leaflet.
- Invite the children to tell you, one at a time, one thing they see in the picture. Make sure that all who wish to talk about the picture have the opportunity to do so.
- Invite the children to listen carefully to find out why Zacchaeus climbed a tree.

Tell the story.

- Invite a child to come up and open the Bible to the bookmarked story: Luke 19:1–8.
- Take the opened Bible, place the children's leaflet inside and read the Bible story "Zacchaeus Listens to Jesus" from the For My Family Page.

Recall the story.

- Help the children recall the details of the Bible story by inviting responses to these or similar questions:
 - What did Zacchaeus want to do? (*He wanted to see Jesus.*)
 - Why was he having difficulty? (*Zacchaeus was short and could not see over the crowd.*)
 - What did Jesus say to Zacchaeus? (*Jesus told Zacchaeus that he wanted to go to Zacchaeus' house.*)

—Why were some people in the crowd unhappy when Jesus chose to go to Zacchaeus' house? (*They did not like Zacchaeus because he was a tax collector and he sometimes cheated people.*)

—How do we know that Zacchaeus listened to Jesus? (*Zacchaeus said that he will give back four times the money that he took from people and that he will give half of all his money to the poor.*)

Apply

Work on the children's leaflet activities.

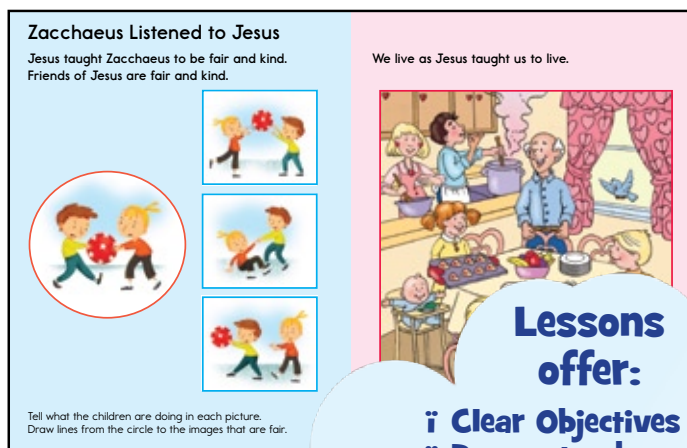
- Distribute the children's leaflets and ask the children to open it. Read the title and text at the top of the left page, "Zacchaeus Listened to Jesus. Jesus taught Zacchaeus to be fair and kind. Friends of Jesus are fair and kind."
- Point out the picture in the circle. Ask the children to tell what is happening in the picture. Then ask the children to describe what is happening in each of the square pictures. Ask the children to point out the images that show the children being fair.
- Read the text on the right page, "We live as Jesus taught us to live."
- Ask the children to describe how the family in the picture is being kind to one another.

Ask the children to talk about some of the ways they show that they are being kind to others.

- Congratulate the children on all the ways they show that they listen to Jesus and are kind to other people.

Connect with the child's life.

Tell the children to take home their leaflet and share the Bible story "Zacchaeus Listens to Jesus" and activities with their family.



Lessons offer:

- ï Clear Objectives
- ï Proven teach and apply methodology
- ï Engaging activities
- ï Variety of prayer

Pray

- Gather the children in the prayer center.
- Introduce the prayer by inviting the children to think of how much God loves them. Explain to them that they will repeat the words of the prayer after you.
- Invite the children to quiet themselves for prayer, using the breathing gestures. (*Pause.*) Lead the children in prayer. Begin with the Sign of the Cross.

Teacher: Jesus, you teach me to be kind.

Children: *Echo the words of the prayer.*

Teacher: Jesus, you teach me to care.

Children: *Echo the words of the prayer.*

Teacher: Jesus, you teach me to be fair.

Children: *Echo the words of the prayer.*

Teacher: Jesus, help me to listen to you as Zacchaeus did.

Children: *Echo the words of the prayer.*

Teacher: Together let us pray, "Amen."

All: Amen.

Day Two

Lesson Objective

Discover the importance of listening to Jesus.

Gather

- Play the gathering song to signal that it is time to clean up and move to the Story Time Area. Invite the children to do the movements that go along with the song.
- Use the RCL Benziger *Stories of God's Love* Kindergarten program Music CD and companion Songbook, Song 10 to teach the children the song, "Zacchaeus." Keep in mind that you will have to sing it several times until all the children learn the words.

Day Two continued

Teach

- Show the children the teaching poster or the cover of the children's leaflet to help them recall the Bible story they heard about Zacchaeus. Ask volunteers what they remember about the story.
- Summarize by reminding the children that Zacchaeus listened to Jesus. Jesus taught Zacchaeus to be fair and kind.
- Remind the children that it is important to listen to Jesus as Zacchaeus did.

Apply

Imagine Jesus visiting their home.

- Have the children draw a picture of their home.
- Tell the children to imagine that Jesus visited their home. Help the children use their imaginations by asking the following questions:
 - Where would Jesus sit if he visited your home?
 - What would be Jesus' favorite room?
 - Where would Jesus sit at the dinner table?
 - Where would Jesus sleep if he stayed overnight?
- Have the children draw and cut out a small figure of Jesus. Invite them to move the figure from one room to another as they talk about Jesus visiting each room.
- After moving the figure from one room to another, have the children glue the figure of Jesus in their favorite room.
- Remind the children that Zacchaeus listened to Jesus. Jesus taught Zacchaeus to be fair and kind. Jesus teaches us to be fair and kind too.
- Ask the children, "What would you like to say to Jesus if you were able to meet and talk with him?"

Connect with the child's life.

Remind the children that it is important to listen to Jesus as Zacchaeus did. Tell the children to explain to their families how important it is to listen to Jesus.

Pray

- Gather the children in the prayer center. Invite the children to quiet themselves for prayer. (*Pause.*) Invite the children to think about how wonderful and good God is. Then ask them to imitate your gestures as you slowly breathe in and out and raise and lower your extended arms.
- Lead the children in praying the Day One prayer.

Day Three

Lesson Objective

Demonstrate being kind and fair.

Gather

- Play the gathering song to signal that it is time to clean up and move to the Story Time Area. Invite the children to do the movements that go along with the song.
- Use the RCL Benziger *Stories of God's Love* Kindergarten program Music CD and companion Songbook, Song 10 to teach the children the song, "Zacchaeus." Keep in mind that you will have to sing it several times until all the children learn the words.

Teach

- Invite the children to look at the teaching poster or the cover of the children's leaflet. Invite volunteers to retell the Bible story in their own words.
- Ask, "Who remembers what Zacchaeus did?" (*Zacchaeus listened to Jesus and was fair to all people.*)
- Tell the children that Jesus teaches us to be kind and fair to everyone.

Apply

Give paper hearts to those who are kind and fair.

- Give each child a paper heart that has been cut from brightly colored construction paper.
- Encourage the children to notice throughout the rest of the day when another child is being kind and fair and helpful. You may need to remind the children about this activity throughout the day.
- At the end of the day, invite each child to give their paper heart to a child they noticed who shared, cared, or was being kind.
- As the teacher, you will also give hearts to the children. Look for the good in everyone, and be sure that each of the children has received a heart.

**Children
make everyday
connections between
faith and life**

Connect with the child's life.

- Give each child a paper heart to bring home. Encourage the children to give the heart to a family member who is being kind or fair.
- Remind the children that when we are fair and kind, we are living as Jesus taught us to live.

Pray

- Gather the children in the prayer center. Invite the children to quiet themselves for prayer. *(Pause.)* Invite the children to think about how wonderful and good God is. Then ask them to imitate your gestures as you slowly breathe in and out and raise and lower your extended arms.
- Lead the children in praying the Day One prayer.

Day Four

Lesson Objective

Identify ways of being kind to other people.

Gather

- Play the gathering song to signal that it is time to clean up and move to the Story Time Area. Invite the children to do the movements that go along with the song.
- Use the RCL Benziger *Stories of God's Love* Kindergarten program Music CD and companion Songbook, Song 10 to teach the children the song, "Zacchaeus." Keep in mind that you will have to sing it several times until all the children learn the words.

Teach

- Ask the children to recall why they gave paper hearts to each other on Day Three. Have them talk about some of the kind things that they noticed each other doing.
- Remind the children that Zacchaeus listened to Jesus and said that he would give half of his money to the poor. He listened to Jesus and was kind to other people.

Apply

Practice saying kind words.

- Tell the children that we can never say too many kind words.
- Have the children practice the following or similar kind phrases:
 - That was a great dinner.
 - I really enjoyed class today.
 - It is nice to have a friend like you to play with.
 - Thanks for working so hard for our family.
- Ask the children for other suggestions of kind words they can add to the list.
- Ask the children to think of times when they might be able to say these kind phrases.
- Explain that by repeating these kind words and phrases often, we can all get in the habit of speaking kindly to others.

Connect with the child's life.

Ask the children when they might be able to speak kind words at home. Tell the children to practice saying the kind words they learned today to their family.

Pray


- Gather the children in the prayer center. Invite the children to quiet themselves for prayer. *(Pause.)* Invite the children to think about how wonderful and good God is. Then ask them to imitate your gestures as you slowly breathe in and out and raise and lower your extended arms.
- Lead the children in praying the Day One prayer.



See "Additional Activities" on page 227 in this guide.


All NEW!
Original music and
prayer services reinforce
learning and invite
participation

Everything You Need to Build a Successful Religion Readiness Curriculum!



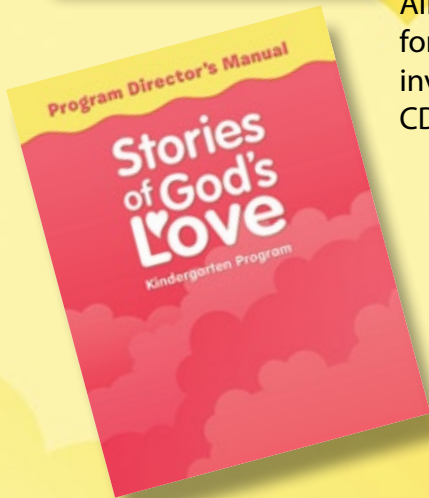
Child's Pack

All thirty-one leaflets (30 story leaflets and a Welcome leaflet), punch-out figures, and a diploma packaged in a colorful pocket folder.



Music Program

All NEW! Original music and prayer services for Kindergarten reinforce learning and invite participation and movement. Includes CD and Songbook.



Story Posters

Thirty-one sturdy and colorful 16"x20" posters spark the children's interest and imagination. The weekly Bible story or real-life story appears on the reverse side for story-telling ease, or use the posters for classroom display or discussion.



Program Director's Manual

Helpful information, black line masters, parent letters, ideas, outlines for meetings, and more in this complete Program Director's Manual.

Order Your Review Pack Today!

**Call
1.877.275.4725
or visit
www.RCLBenziger.com**

RCLBKindergarten.com

Online resources for children, parents, catechists, and program directors

